

Technical Specification

Fiber Optic Cable Distribution Box

HTTPB-008

Customer Approval			
	Name	Signature	Date
Approved by			

Contents

1. General	2
1.1 Description	2
1.2 Standards Comply	2
1.3 Applications Environment	2
2. Characteristics	3
3. Specifications	3
3.1 Mechanical specifications	3
3.2 Optical specifications	3
4. Configuration	4
4.1 Accessory section	4
4.2 Optional Accessories	4
5. Product Picture	5
6. Package	5

1. General

1.1 Description

The equipment is used as a termination point for the feeder cable to connect with drop cable in FTTx communication network system. The fiber splicing, splitting, distribution can be done in this box, and meanwhile it provides solid protection and management for the FTTx network building.

Production type	Classification
HTTB-008	Fiber optic cable distribution box



Appearance of HTTB-008

1.2 Standards Comply

The product is designed, manufactured and tested according to the standards as follows:

ITU-T L.13	Performance requirements for passive optical nodes: Sealed closures for outdoor environments
------------	----------------------------------------------------------------------------------------------

1.3 Applications Environment

Item	Value
Operation temperature	-40 °C ~ +65 °C
Installation temperature	-15 °C ~ +40 °C
Storage temperature	-45 °C ~ +75 °C


2. Characteristics

- 1.Light weight, small size, easy installation.
- 2.Provide splice connection protection of fiber cable and pigtail.
- 3.Made of engineering plastic material,
- 4.Max. Capacity: 12 fibers
- 5.Suitable for SC, duplex LC adapters

3. Specifications

3.1 Mechanical specifications

Item	Specifications	Note
Material of housing	High-strength PC+ABS	
Material of internal components	High-strength ABS	
Material of metal accessory	High-quality stainless steel	
External dimension(mm)	183*169*19	
Color	Gray, black, white	
Number of distribution cable ports	2	
2 Main Cable Ports	2 ports for cable with max dia 12mm	
Capacity(Max)	12 Splices	






3.2 Optical specifications

Item	Test Method	Specification	Note
Insertion loss(dB)	IEC61300-3-4-Method B	Mean≤0.1dB · Maximum≤0.3dB	
Return loss(dB)	IEC61300-3-6-Method 1	APC≥60dB · UPC≥50dB	
Random connection	IEC61300-3-4	Mean≤0.15dB · Maximum≤0.3dB	
Splitter		Refer to insert type splitter technical specification	


Repeatability	IEC 61300-2-2 500 cycles	During the test the difference between the initial measurement and each of the measurements after one cycle must be less than 0.20 dB, and should be cleaned otherwise, with a limit of 25 cleanings	
---------------	-----------------------------	------------------------------------------------------------------------------------------------------------------------------------------------------------------------------------------------------	--

4. Configuration


4.1 Accessory section

No.	Name	Reference picture	Quantity	Remark
1	Heat-shrinkable protection sleeve		1 bag	L=45mm
2	Nylon cable tie		12 pcs	L=120mm
3	Installation tape		1 roll	
4	Installation manual		1pc	English

4.2 Optional Accessories

No.	Name	Model	Reference picture	Quantity	Remark
1	Wall-mounting kit			1 set	

5. Product Picture



HTTB-008 product picture

6. Package

Standard

Double corrugated carton, 520*340*320 mm, 50 in carton, about 13.8Kg.