




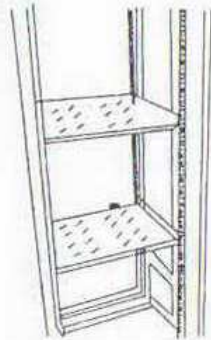
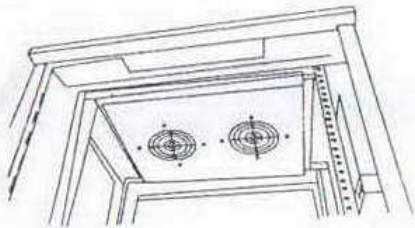
(1) fix the ex-frame in bottom with the empress frame eight bore screw(8X16s)

(2) fix an ex-frame with the empress frame eight bore screw(8X16s)

(3) install four 10000 direction round(6X10s) with four fall to the ground the pole

(4) horizontal file 1.4 rice below four root(5X10s) 1.6 rices are above six root (5X10s)

(5) install four stand pillar(5X10s)



(6) the crest installs behind breeze machine with two pieces of small sheet irons(5X10s)

(7) give the plank after descend(6X10s)

(8) or so both sides side door

(9) setting back door

(10) ex- door in setting